



USER MANUAL

4K 3X3 VIDEO WALL CONTROLLER & PLAYER WITH AI AUDIO

Enjoy the vivid world

Introduction

This 4K 3X3 VIDEO WALL CONTROLLER & PLAYER WITH AI AUDIO, support input via either 1 HDMI port or media player which built-in the video wall controller.

As a video wall controller, the main function is divided a single complete HDMI HD image signal to 9 parts and distribute to 9 display units (Rear projection screens,LCD TV.etc.), which composed to be a dynamic image wall.



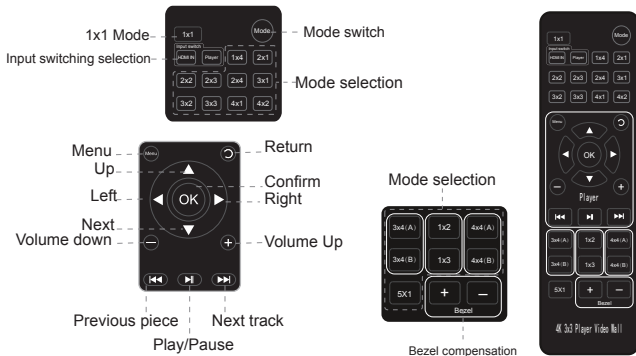
Features

- * Support USB video source play;
- * Support IR control;
- * Support HDMI input;
- * Support 9-ways HDMI output;
- * Support TF card video source;
- * Support 8/10/12 color depth;
- * Support intelligent voice recognition(English & Chinese);
- * Support input resolution 3840*2160/30Hz,1920*1080P/24/30/50/60Hz and downward compatible with lower resolution;
- * Support multiple splicing modes, easy to handle, plug and play.

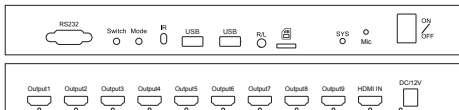
Specifications

HDMI input resolution	the highest support 3840x2160/30Hz
HDMI output resolution	support 1920x1080/60Hz
Support audio format	stereo
Input cable length	≤8m AWG26 HDMI standard cable
Output cable length	≤10M AWG26 HDMI standard cable
Max working current	2.6 A
Power adapter specifications	input AC (50Hz, 60Hz) 100V-240V
	Output 12V DC/3A
Operating temperature range	(-10℃ ~ +45℃)
Dimension (L x W x H)	305x185x35(mm)
Weight	1763g

Remote control:



Physical interface diagram



Ports	Function description
RS232	RS232 port
Switch	Switch choosing button,tap to switch the signal source between the external HDMI source or internal U disk
Mode	Switch splicing mode button
IR	Infrared receiving window,for receiving order of remote control
USB	USB port, for connection of keyboard and mouse or USB flash disk signal source.
R/L	3.5mm headphone Jack, analog audio stereo output
	SD port, SD card signal source input
SYS	Light of player, red light on means start normally, blue light twinkling means intelligent voice recognition working
Mic	Intelligent voice manager
ON/OFF	Power switch
Output1-9	Video wall controller HDMI signal output port, steady green light indicates that the video wall controller and the displays are successfully connected
HDMI IN	For external HDMI video signal source input
DC/12V	DC 12V power port, for connect with 12V/3A power adaptor

Common splicing mode



1x2



1x3




1x4



2x1



2x2




2x3



2x4



3x1




3x2



3x3




4x1



4x2

Connection diagram



Application scene



Outdoor video wall



Shopping mall video wall



Monitor room

Package include


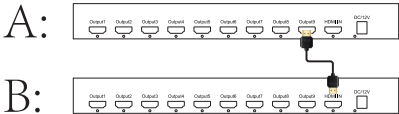
- 1: 4K 3x3 video wall controller & player with AI Audio
- 2: Remote control

1PCS


1PCS

- 3: 12V DC power adaptor 1PCS
- 4: User manual 1PCS

Attachment: The product can be cascaded by two sets to complete 3X4 and 4X4 modes (Using remote control to set.)



3x4



4x4

Note: Using remote control to set the splicing mode:

- 3X4 mode: video wall controller A chooses 3x4(A);
video wall controller B chooses 3x4(B);
- 4X4 mode: video wall controller A chooses 4x4(A);
video wall controller B chooses 4x4(B);

